

Greyline

PTFM 6.1

Portable Transit Time Flow Meter

Technical Specifications:

Designed for challenging flow applications in industrial environments. Easily deployed whenever you need it. The portable transit-time flow meter is used to measure the flow of clean fluids like water, chemicals, and oils from the outside of the pipe. Multiple transducer sizes are available for the variety of pipe sizes and materials you need to measure.



GENERAL SPECIFICATIONS

Operating Parameters:	For clean fluids in full pipes, with typically less than 2% by-volume concentration of solids or bubbles. Also suitable for wastewater or sludge flows with low solids concentration.
Configuration:	Built-in 5-button keypad interface with English, French, and Spanish menu language selection
Electronics Enclosure:	IP67 when transducer cables connected, aluminum enclosure with silicone end covers
Flow Velocity Range:	±0.03 m/s to 12.2 m/s (±0.1 to 40 ft/s)
Accuracy:	<ul style="list-style-type: none"> ±1% of reading or ±0.0046 m/s (±1.5 ft/s), whichever is greater Repeatability & Linearity: ±0.25%
Power Input:	<ul style="list-style-type: none"> Built-in rechargeable lithium polymer battery for up to 15 hours continuous operation External mains to USB-C charger with 100-240V AC, 50-60Hz, 0.6A input; and 5.0V DC, 3A, 15W output
Display:	Color TFT LCD display, IPS type, 2.8" screen size, 320 x 240 resolution, 500 NITS brightness, super wide view
Outputs:	Log files, daily log files, parameter settings files, and waveform capture files via USB-C flash drive (included)
Data Logger:	12 million point capacity, configurable for velocity or flow rate, date and time stamped, configurable format for Greyline Logger Software (LG2) or CSV, available intervals of 10 s, 30 s, 1 min, 2 min, 5 min, 10 min, 15 min, 30 min, and 1 hr
PC Software:	Free Greyline Logger Software for Windows. For display, manipulation, analysis, and exporting of data.
Operating Temp. (Electronics):	-20 °C to +60 °C (-5 °F to +140 °F)
Carry Case:	IP67, with protective molded foam, with room for all transducer sizes and installation hardware
Language Selection:	English, French, Spanish
Approvals:	CE
Approximate Shipping Weight:	5.5 kg (12 lb)

TRANSDUCER SPECIFICATIONS

Pipe Diameter, Nominal:	SE16A: Recommended for 15 mm to 40 mm (0.5 in to 1.5 in), Suitable for 15 mm to 150 mm (0.5 in to 6 in) SE16B: Recommended for 50 mm to 250 mm (2 in to 10 in), Suitable for 50 mm to 1,200 mm (2 in to 48 in) SE16C: Recommended for 300 mm to 1,200 mm (12 in to 48 in), Suitable for 100 mm to 1,200 mm (4 in to 48 in)
Pipe Materials:	Any metal or plastic sonic conducting material including carbon steel, stainless steel, ductile iron, concrete-lined ductile iron, cast iron, PVC, HDPE, PVDF, fiberglass, copper, brass, aluminum, and pipes with bonded liners including epoxy, rubber, and Teflon
Flow Velocity:	±0.03 m/s to 12.2 m/s (±0.1 ft/s to 40 ft/s) typical
Operating Frequency:	SE16A: 2.56 MHz SE16B: 1.28 MHz SE16C: 640 kHz
Operating Temperature:	-40 °C to +150 °C (-40 °F to +300 °F)

TRANSDUCER SPECIFICATIONS (CONT.)

Transducer Mounting Kit:

SE16A: Includes stainless steel track with pipe clamps, built-in ruler, and coupling tape.
 SE16B: Includes set of stainless steel transducer brackets, clamps, alignment bar, and coupling tape.
 SE16C: Includes set of stainless steel transducer brackets, clamps, alignment bar with built-in ruler, and coupling tape.

Transducer Cable:

1 pair, triaxial, 3.4 m (12 ft) with waterproof plug & socket connector for electronics, and BNC connector with seal jacket for transducers

Ingress Protection:

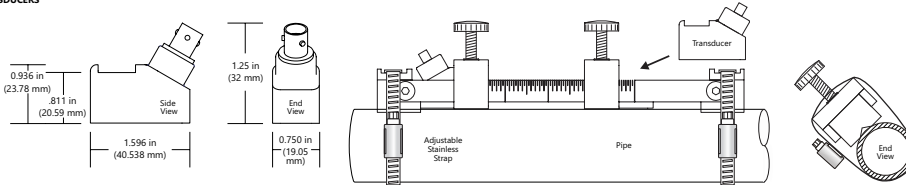
IP65 with seal jackets installed. IP67 when installed with Super Lube synthetic grease inside BNC connectors and seal jackets.

ORDERING INFORMATION

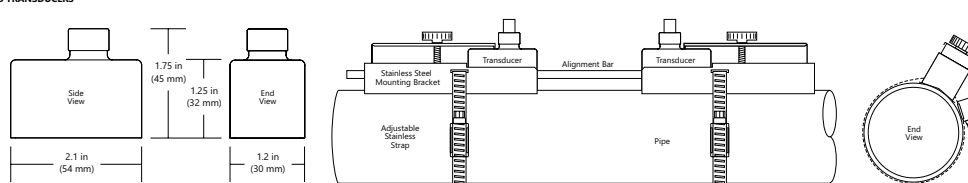
Part No. Sensor Configuration

PTFM 6.1-A	SE16A	PTFM 6.1-E	SE16B, SE16C
PTFM 6.1-B	SE16B	PTFM 6.1-F	SE16A, SE16C
PTFM 6.1-C	SE16C	PTFM 6.1-G	SE16A, SE16C
PTFM 6.1-D	SE16A, SE16B		

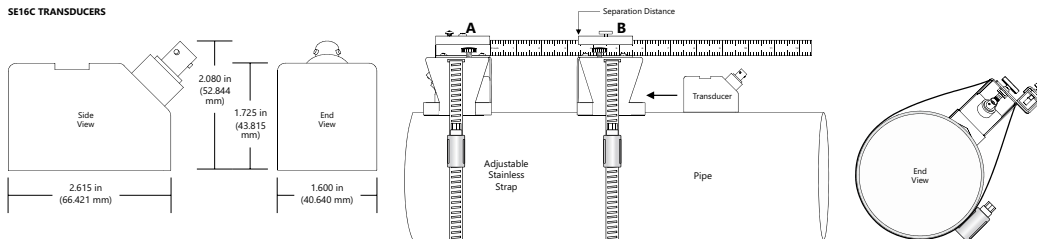
SE16A TRANSDUCERS



SE16B TRANSDUCERS



SE16C TRANSDUCERS



SE16A, SE16B, & SE16C Transducers & Mounting



INFO@PULSARMEASUREMENT.COM

Pulsar Measurement is a trading name of Pulsar Process Measurement Ltd.

Copyright © 2021 Pulsar Measurement
 Registered Address: 1 Chamberlain Square CS, Birmingham B3 3AX
 Registered No.: 3345604 England & Wales

United States
 +1 888-473-9546

Asia
 +60 102 591 332

Canada
 +1 855-300-9151

Oceania
 +61 428 692 274

United Kingdom
 +44 (0) 1684 891371

pulsarmeasurement.com