

260pcs Crimp receptacle connectors assortment with insulators

Item No.: 201711C001

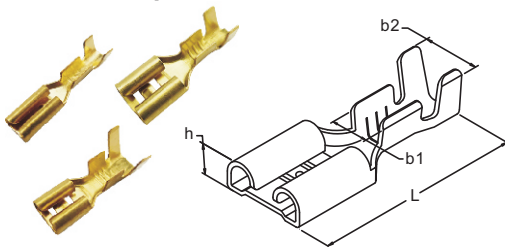
Household appliances use crimp connectors (tabs) from 2.8mm to 6.3mm, which are widely available. This practical range consists of the most common blade receptacles, soft insulating sleeves and hard plastic protecting boots - ideal for repair and maintenance. The compilation includes the cross sections from 0.14 mm² to 2.5 mm² for fine and superfine conductors. Connection angle 180°. Material: electrolytic copper.



set contents

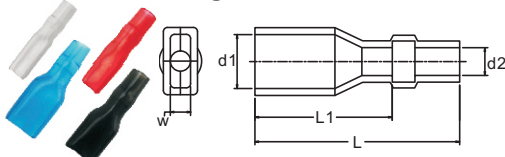
Section	Contents	pcs
1	Black PVC sleeve for 6.3mm receptacle	6
	Red PVC sleeve for 6.3mm receptacle	6
	Blue PVC sleeve for 6.3mm receptacle	6
	Transparent PVC sleeve for 6.3mm receptacle	6
2	Black PVC sleeve for 4.8mm receptacle	8
	Red PVC sleeve for 4.8mm receptacle	8
	Blue PVC sleeve for 4.8mm receptacle	8
	Transparent PVC sleeve for 4.8mm receptacle	8
3	Black PVC sleeve for 2.8mm receptacle	12
	Red PVC sleeve for 2.8mm receptacle	12
	Blue PVC sleeve for 2.8mm receptacle	12
	Transparent PVC sleeve for 2.8mm receptacle	12
4	PA housing for 6.3mm receptacle	6
5	PA housing for 4.8mm receptacle	8
6	PA housing for 2.8mm receptacle	12
7	Blade receptacle connector 6.3 x 0.8mm cross section 0.5-1.0mm ²	15
8	Blade receptacle connector 4.8 x 0.8mm cross section 0.5-1.0mm ²	20
9	Blade receptacle connector 2.8 x 0.8mm cross section 0.5-1.0mm ²	30
10	Blade receptacle connector 6.3 x 0.8mm cross section 1.5-2.5mm ²	15
11	Blade receptacle connector 4.8 x 0.8mm cross section 1.5-2.5mm ²	20
12	Blade receptacle connector 2.8 x 0.8mm cross section 0.14-0.3mm ²	30

Blade receptacle



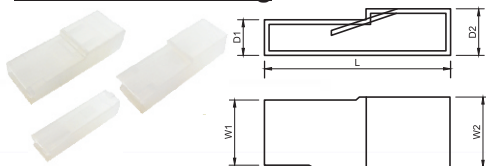
Fits Tab (mm)	Cross section (mm ²)	L (mm)	h (mm)	b1 (mm)	b2 (mm)
2.8 x 0.8	0.14 - 0.3	15.8	2.0	2.3	3.8
	0.5 - 1.0	15.6	2.0	3.0	4.2
4.8 x 0.8	0.5 - 1.0	15.5	2.3	3.2	4.8
	1.5 - 2.5	15.5	2.4	4.3	6.0
6.3 x 0.8	0.5 - 1.0	19.0	2.8	3.5	5.0
	1.5 - 2.5	19.0	2.8	4.5	7.2

PVC insulating sleeve



Receptacle(mm)	L (mm)	L1 (mm)	d1 (mm)	d2 (mm)	w (mm)
2.8 x 0.8	23.0 ± 2.0	15.5 ± 1.5	4.0	∅3.0	1.8
4.8 x 0.8	23.0 ± 2.0	15.5 ± 1.5	5.0	∅3.0	2.3
6.3 x 0.8	25.0 ± 2.0	18.0 ± 2.0	8.0	∅3.5	3.5

PA Plastic housing



Receptacle(mm)	L (mm)	d1 (mm)	d2 (mm)	w1 (mm)	w2 (mm)
2.8 x 0.8	20.2 ± 0.2	4.0 ± 0.1	4.4 ± 0.1	5.0 ± 0.1	5.4 ± 0.1
4.8 x 0.8	21.5 ± 0.2	4.0 ± 0.1	5.8 ± 0.1	7.0 ± 0.1	7.0 ± 0.1
6.3 x 0.8	25.0 ± 0.2	4.8 ± 0.1	6.3 ± 0.1	9.0 ± 0.1	9.4 ± 0.1